

water proof sensor UVX-SE



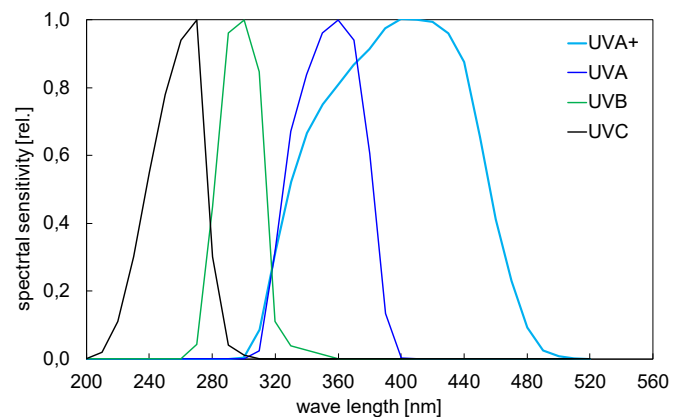
Sensor UVX-SE

The water-proof sensor UVX-SE serves as robust, long-term stable measuring heads for the precise measurement of UV irradiances in production lines, that have to be wet cleaned. The sensors are calibrated with traceability to the PTB (Physikalisch Technische Bundesanstalt, the German national test authority) and can be exposed to pressure of up to 10 bar.

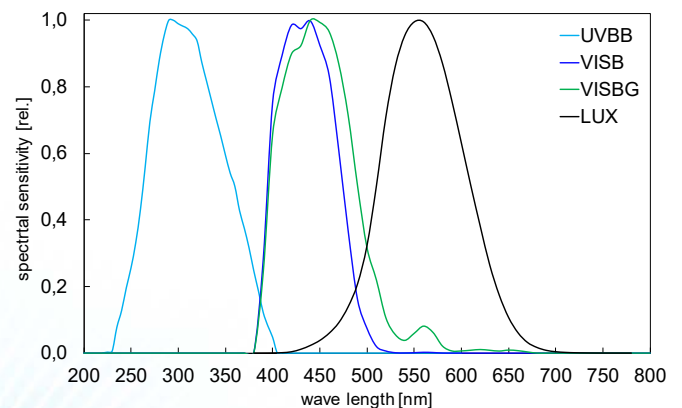
The sensors are available in eight spectral ranges and two measuring ranges. This allows the sensors to be optimally adapted for the application.

The integrated electronics produce a signal that is transmitted to the PLC or panel meter, so that interferences are minimized. Operating voltage and output signal can be selected to match the measurement task or PLC interfaces.

For small control tasks, the sensor UVX-SE can be connected to RM-32, which shows current irradiance on a 3.5-digit digital display and switches two relay contacts with adjustable warning and alarm signals.



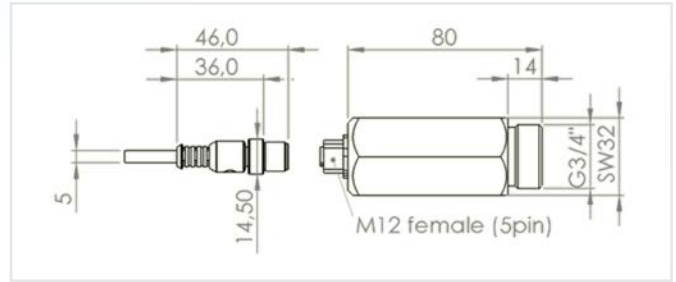
Spectral sensitivity for sensor types UVA+, UVA, UVB and UVC



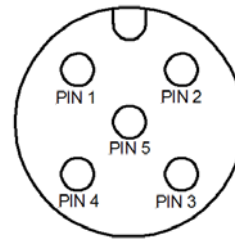
Spectral sensitivity for sensor types UVBB, VISB, VISBG and VISL

TECHNICAL DATA

Connector	G 3/4"
Dimensions	see drawing
Housing material	stainless steel
Weight	~420 g
Water pressure	up to 10 bar
Operating voltage	24 V
Operating current	<15 mA
Output	0 - 10 V or 4 - 20 mA
Operating temperature	0 to 60 °C
Storage temperature	-10 to 60 °C
Humidity	< 80%, non-condensing
Cable	2 m - 10 m
Sensor connector	M12 (5-pole)



Dimensions UVX-SE



Unipolar sensor (female):
 PIN 1 (brown) = 0 V DC / GND
 PIN 2 (white) = Supply voltage
 PIN 3 (blue) = Not connected
 PIN 4 (black) = Signal High
 PIN 5 (grey) = Signal Low

4 - 20 mA sensor (male):
 PIN 1 (brown) = +24V
 PIN 2 (white) = +24V (inside connected to PIN 1)
 PIN 3 (blue) = 0V
 PIN 4 (black) = 0V (inside connected to PIN 3)
 PIN 5 (grey) = Not connected

Connector assignment

SENSOR SPECTRAL RANGES

UVC	200 - 280 nm
UVB	280 - 315 nm
UVA	315 - 400 nm
UVA+	330 - 455 nm
UVBB (broad-band)	230 - 400 nm
VISB	400 - 480 nm
VISBG	400 - 570 nm
LUX	380 - 780 nm, V(λ)

PART NUMBERS

UVX-SE, 0 - 10 V	810382
UVX-SE, 4 - 20 mA	810383
Cables for sensors with voltage output	
sensor cable, 2 m	920310
sensor cable, 5 m	920310-5
sensor cable, 10 m	920310-10
Cables for sensors with current output	
sensor cable, 2 m	920310-I
sensor cable, 5 m	920310-I5
sensor cable, 10 m	920310-I10
RM-32	670029

MEASUREMENT RANGE

Option 1 (standard)	0 - 200 mW/cm ²
Option 2	0 - 20 mW/cm ²

SCOPE OF DELIVERY

Sensor UVX-SE, protecting cap, manufacturers certificate of calibration

Please select desired spectral range and measurement range during order. If no measurement range is specified we'll deliver standard range (0 - 200 mW/cm²).

UV PANEL METER RM-32



Optional UV panel meter: RM-32